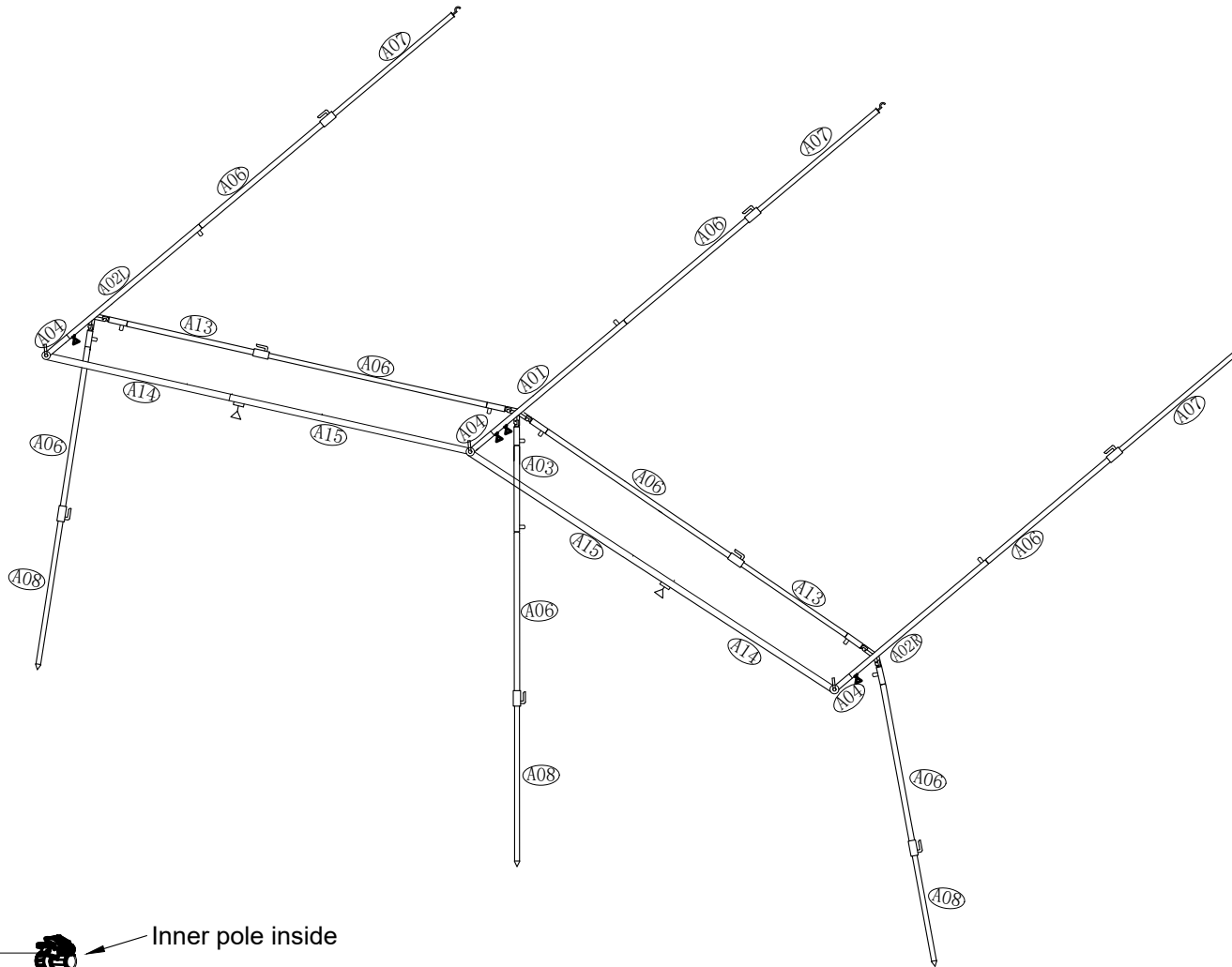
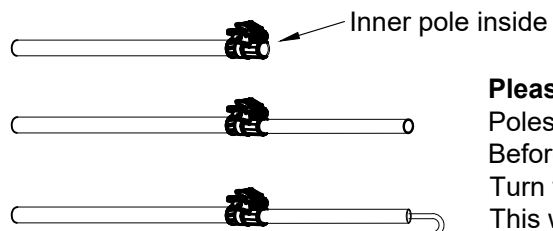


Frame Assembly

04-07



A01	∅25*840mm	1
A02	∅25*840mm	2
A03	∅25*450mm	1
A04	∅22*200mm	3
A06	∅25*1000mm	8
A07	∅22*1000mm	3
A08	∅22*1000mm	3
A13	∅22*1000mm	2
A14	∅19*1000mm	2
A15	∅22*1000mm	2

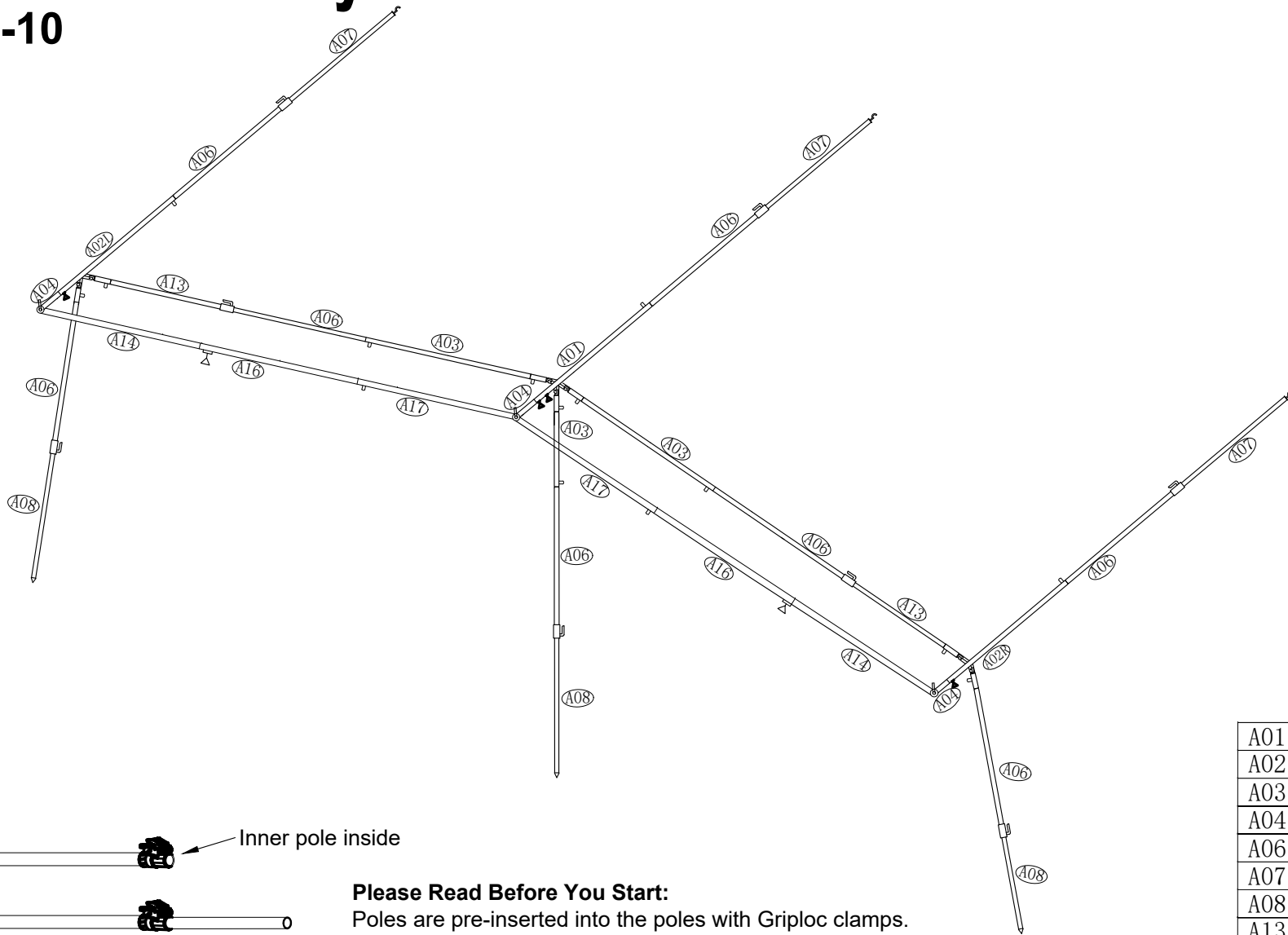


Please Read Before You Start:

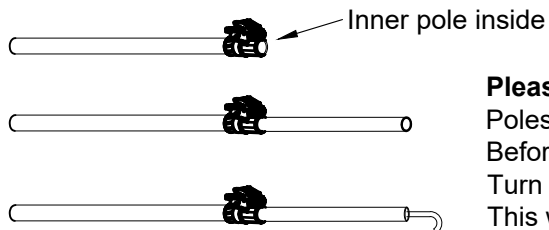
Poles are pre-inserted into the poles with Griploc clamps.
 Before erecting the frame, fully open all Griploc clamps.
 Turn the pole so that the Griploc clamp end is pointing downwards.
 This will release the pole inside.

Frame Assembly

08-10



A01	∅25*840mm	1
A02	∅25*840mm	2
A03	∅25*450mm	3
A04	∅22*200mm	3
A06	∅25*1000mm	8
A07	∅22*1000mm	3
A08	∅22*1000mm	3
A13	∅22*1000mm	2
A14	∅19*1000mm	2
A16	∅22*1000mm	2
A17	∅22*450mm	2

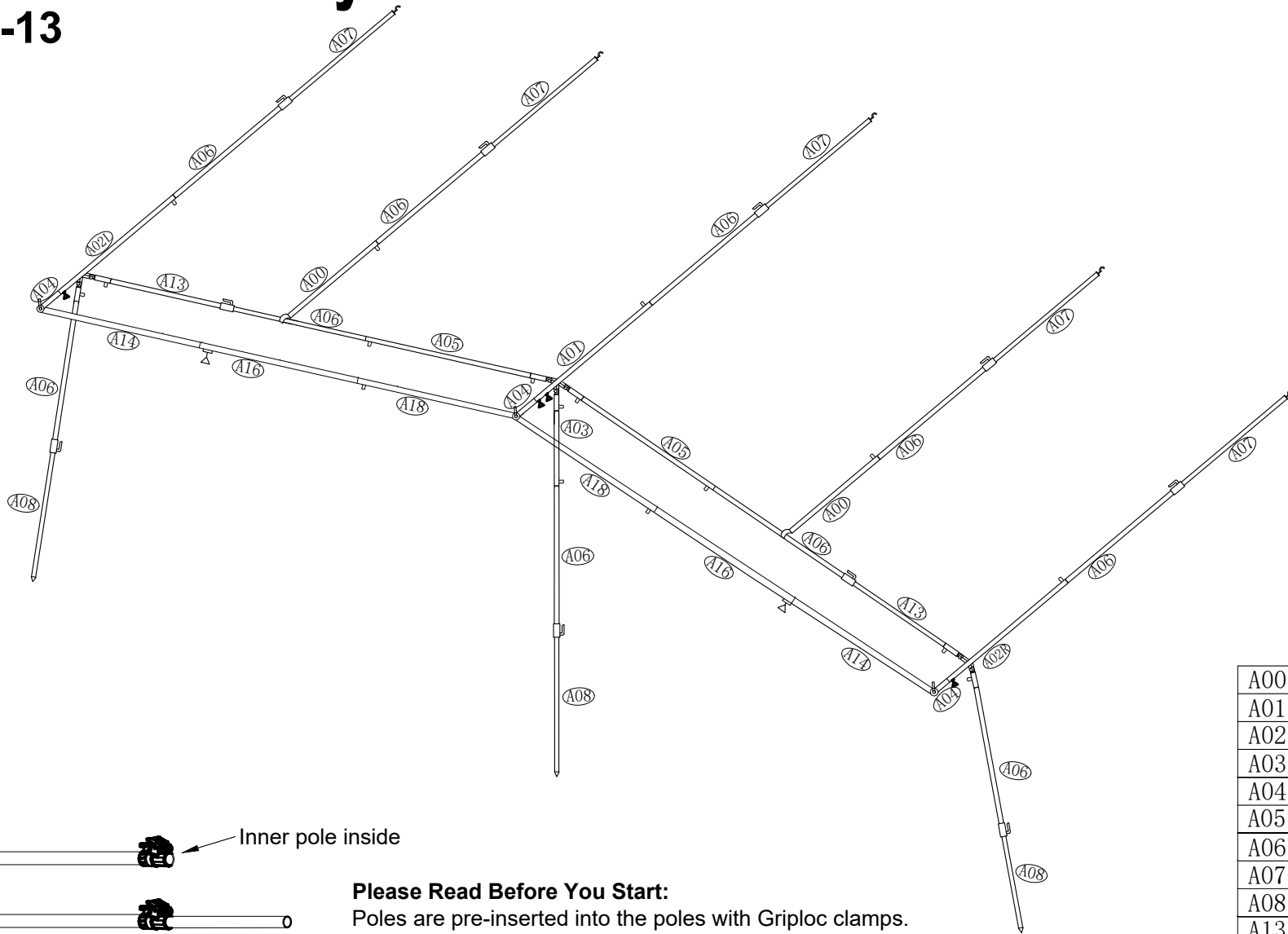


Please Read Before You Start:

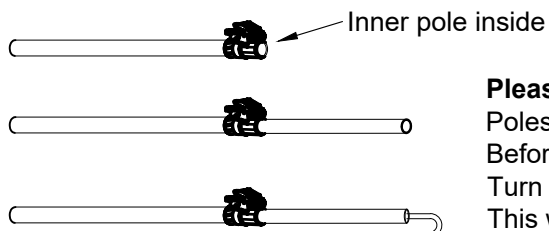
Poles are pre-inserted into the poles with Griploc clamps.
 Before erecting the frame, fully open all Griploc clamps.
 Turn the pole so that the Griploc clamp end is pointing downwards.
 This will release the pole inside.

Frame Assembly

11-13



A00	φ25*700mm	2
A01	φ25*840mm	1
A02	φ25*840mm	2
A03	φ25*450mm	1
A04	φ22*200mm	3
A05	φ25*610mm	2
A06	φ25*1000mm	10
A07	φ22*1000mm	5
A08	φ22*1000mm	3
A13	φ22*1000mm	2
A14	φ19*1000mm	2
A16	φ22*1000mm	2
A18	φ22*700mm	2

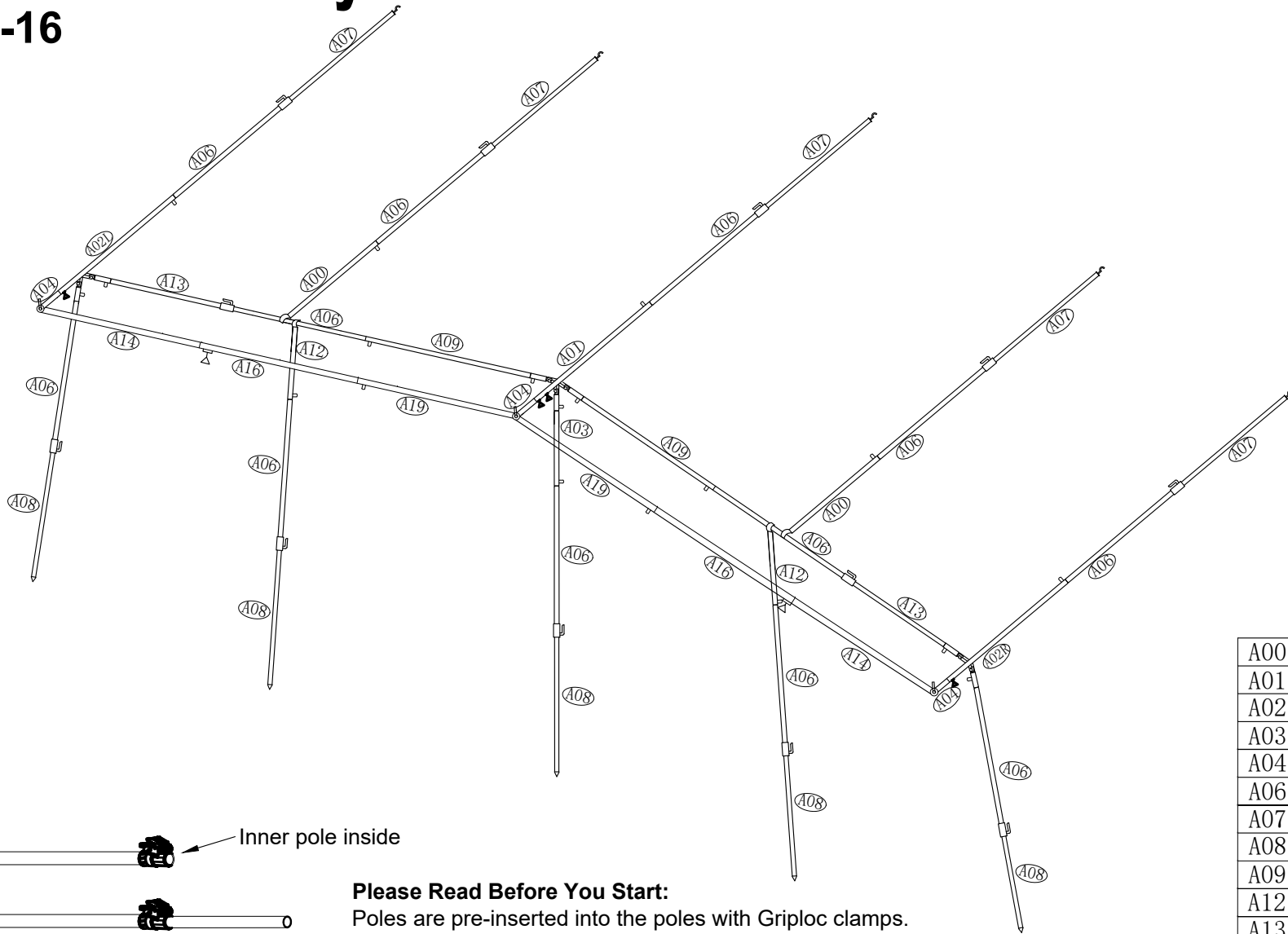


Please Read Before You Start:

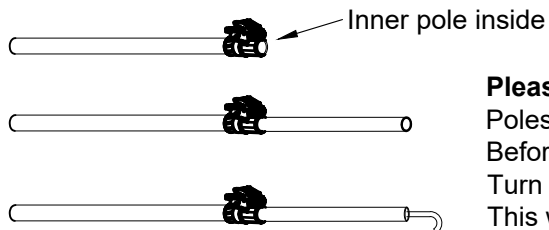
Poles are pre-inserted into the poles with Griploc clamps.
 Before erecting the frame, fully open all Griploc clamps.
 Turn the pole so that the Griploc clamp end is pointing downwards.
 This will release the pole inside.

Frame Assembly

14-16



A00	∅25*700mm	2
A01	∅25*840mm	1
A02	∅25*840mm	2
A03	∅25*450mm	1
A04	∅22*200mm	3
A06	∅25*1000mm	12
A07	∅22*1000mm	5
A08	∅22*1000mm	5
A09	∅25*1000mm	2
A12	∅25*450mm	2
A13	∅22*1000mm	2
A14	∅19*1000mm	2
A16	∅22*1000mm	2
A19	∅22*1000mm	2




Please Read Before You Start:

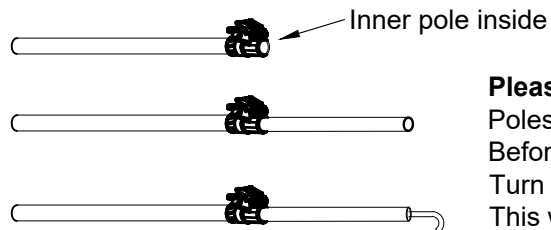
Poles are pre-inserted into the poles with Griploc clamps.
 Before erecting the frame, fully open all Griploc clamps.
 Turn the pole so that the Griploc clamp end is pointing downwards.
 This will release the pole inside.

Frame Assembly

17-19



A00	∅25*700mm	2
A01	∅25*840mm	1
A02	∅25*840mm	2
A03	∅25*450mm	3
A04	∅22*200mm	3
A06	∅25*1000mm	12
A07	∅22*1000mm	5
A08	∅22*1000mm	5
A09	∅25*1000mm	2
A12	∅25*450mm	2
A13	∅22*1000mm	2
A14	∅19*1000mm	2
A16	∅22*1000mm	2
A19	∅22*1000mm	2
A20	∅22*450mm	2

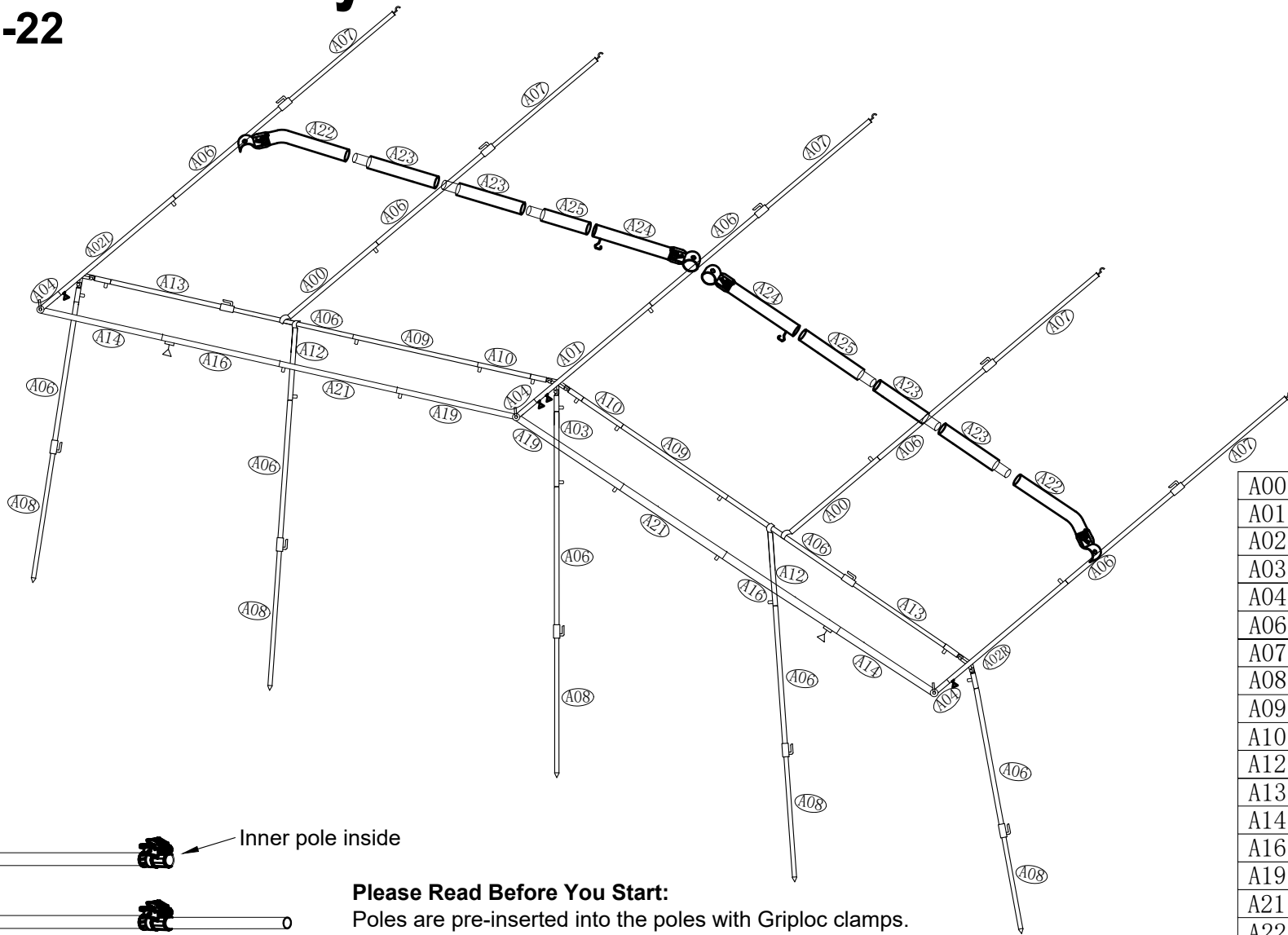


Please Read Before You Start:

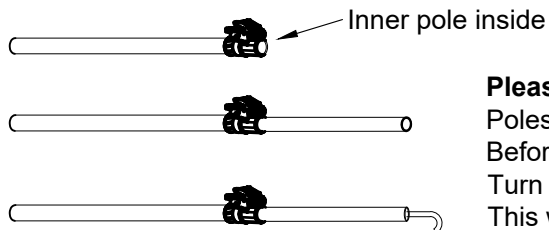
Poles are pre-inserted into the poles with Griploc clamps.
 Before erecting the frame, fully open all Griploc clamps.
 Turn the pole so that the Griploc clamp end is pointing downwards.
 This will release the pole inside.

Frame Assembly

20-22



A00	∅25*700mm	2
A01	∅25*840mm	1
A02	∅25*840mm	2
A03	∅25*450mm	1
A04	∅22*200mm	3
A06	∅25*1000mm	12
A07	∅22*1000mm	5
A08	∅22*1000mm	5
A09	∅25*1000mm	2
A10	∅25*840mm	2
A12	∅25*450mm	2
A13	∅22*1000mm	2
A14	∅19*1000mm	2
A16	∅22*1000mm	2
A19	∅22*1000mm	2
A21	∅22*1000mm	2
A22	∅19*1000mm	2
A23	∅19*1000mm	4
A24	∅19*450mm	2
A25	∅22*1000mm	2



Please Read Before You Start:

Poles are pre-inserted into the poles with Griploc clamps.
 Before erecting the frame, fully open all Griploc clamps.
 Turn the pole so that the Griploc clamp end is pointing downwards.
 This will release the pole inside.